

2023 WASHITA COUNTY ASSESSOR'S OFFICE REPORT TO THE EXCISE BOARD

07/25/2023

City/Village								
DISTRICT	DESCRIPTION	PERSONAL PROPERTY	REAL PROPERTY	PUBLIC SERVICE	TOTAL VALUATION	HOMESTEAD EXEMPTIONS	OTHER EXEMPTIONS	NET VALUATION
T01	CordellCity	2,446,353	10,747,251	415,852	13,609,456	566,630	149,773	12,893,053
T02	SentinelCity	257,358	1,944,047	415,066	2,616,471	149,835	46,074	2,420,562
T03	#10 Dill City	89,476	924,505	216,365	1,230,346	103,146	16,256	1,110,944
T04	#11 Foss City	25,667	281,408	195,375	502,450	30,649	2,282	469,519
T05	Canute City	165,750	2,050,938	343,378	2,560,066	130,955	17,577	2,411,534
T06	#1 Rocky City	166,890	492,555	147,179	806,624	39,811	0	766,813
T07	#78 Bessie City	356,049	489,083	214,379	1,059,511	51,428	3,480	1,004,603
T08	Colony	4,047	627,577	39,182	670,806	26,496	17,549	626,761
T09	Corn	51,749	1,489,676	156,835	1,698,260	95,250	13,809	1,589,201
T10	Burns Flat City	481,631	3,481,691	676,744	4,640,066	190,334	54,030	4,395,702
CITY/VILLAGE TOTAL VALUATION		4,044,970	22,528,731	2,820,355	29,394,056	1,384,534	320,830	27,688,692

County								
DISTRICT	DESCRIPTION	PERSONAL PROPERTY	REAL PROPERTY	PUBLIC SERVICE	TOTAL VALUATION	HOMESTEAD EXEMPTIONS	OTHER EXEMPTIONS	NET VALUATION
C001	Washita County General	122,392,651	58,879,180	25,590,210	206,862,041	2,236,760	592,705	204,032,576
COUNTY TOTAL VALUATION		122,392,651	58,879,180	25,590,210	206,862,041	2,236,760	592,705	204,032,576

Other								
DISTRICT	DESCRIPTION	PERSONAL PROPERTY	REAL PROPERTY	PUBLIC SERVICE	TOTAL VALUATION	HOMESTEAD EXEMPTIONS	OTHER EXEMPTIONS	NET VALUATION
EMS	EMS	3,757,874	3,078,732	2,333,425	9,170,031	53,839	45,170	9,071,022
OTHER TOTAL VALUATION		3,757,874	3,078,732	2,333,425	9,170,031	53,839	45,170	9,071,022

School								
DISTRICT	DESCRIPTION	PERSONAL PROPERTY	REAL PROPERTY	PUBLIC SERVICE	TOTAL VALUATION	HOMESTEAD EXEMPTIONS	OTHER EXEMPTIONS	NET VALUATION
#003 MtV	J-003 MtViewGotb (JOINT)	3,757,874	3,078,732	2,333,425	9,170,031	53,839	45,170	9,071,022
#1 Senti	I-1 Sentinel	40,055,376	9,264,612	6,993,192	56,313,180	324,479	64,563	55,924,138
#10 BFla	I-10 Burns Flt-Dill City	33,154,684	8,864,190	4,166,439	46,185,313	439,671	129,930	45,615,712
#11 Canu	#11 Canute	7,987,793	7,404,166	4,510,209	19,902,168	297,604	59,952	19,544,612
#2 Merri	J-2 Merritt (JOINT)	3,329	1,153	49,144	53,626	0	0	53,626

2023 WASHITA COUNTY ASSESSOR'S OFFICE REPORT TO THE EXCISE BOARD

07/25/2023

#26 Weat	J-26 Weatherford (JOINT)	1,663,660	1,195,978	24,484	2,884,122	28,000	38,650	2,817,472
#33 Carn	J-33 Carnegie (JOINT)	143,779	783,244	252,930	1,179,953	26,463	8,630	1,144,860
#6 Elk C	J-6 Elk City (JOINT)	511,857	930,272	1,835,114	3,277,243	19,810	13,601	3,243,832
#78 Cord	#78 Cordell	23,878,743	24,745,204	4,862,161	53,486,108	981,923	226,449	52,277,736
#99 Clin	J-99 Clinton (JOINT)	11,230,341	2,565,980	562,296	14,358,617	64,971	5,760	14,287,886
J-11 HYD	Hydro-Eakly (JOINT)	5,215	45,649	816	51,680	0	0	51,680
SCHOOL TOTAL VALUATION		122,392,651	58,879,180	25,590,210	206,862,041	2,236,760	592,705	204,032,576

Vo-Tech								
DISTRICT	DESCRIPTION	PERSONAL PROPERTY	REAL PROPERTY	PUBLIC SERVICE	TOTAL VALUATION	HOMESTEAD EXEMPTIONS	OTHER EXEMPTIONS	NET VALUATION
VoTech 2	CADDO KIOWA TECH CENTER	3,906,868	3,907,625	2,587,171	10,401,664	80,302	53,800	10,267,562
VoTech12	WESTERN OK AREA TECH	118,485,783	54,971,555	23,003,039	196,460,377	2,156,458	538,905	193,765,014
VO-TECH TOTAL VALUATION		122,392,651	58,879,180	25,590,210	206,862,041	2,236,760	592,705	204,032,576

I, Georgia Lawson, Assessor of Washita County Oklahoma, do hereby certify that the foregoing is a true and correct statement of valuations for Real Estate, Personal Property, Public Service and Homestead Exemptions as certified by the State Board of Equalization and shown by the records in the County Assessor's office. Subscribed by my name and affixed the seal of the County Assessor's office on this day of 07/25/2023.

State of Oklahoma)
 Washita County) SS

Georgia Lawson

7-25-23
Date

Georgia Lawson
 County Assessor
 Washita County



I, Kristen Dowell, County Clerk of Washita County Oklahoma, do hereby certify that the above is a true, correct and complete list of the valuations of Washita County Oklahoma as certified by the Washita County Assessor's office.

Kristen Dowell

Kristen Dowell
 County Clerk
 Washita County



Excise Board: Keith Wendel

Jimie Musick

Real	Count	Value
Agricultural	25	9,595
Commercial	232	2,573,638
Residential	1,531	8,164,018
Total Real Value	1,788	10,747,251
Homestead	550	566,630
Veteran	13	149,773
Other	0	0
Total Exempt	586	716,403

TIF Increment Value

Net Assessed 10,030,848

Net Assessed Under Protest

Senior Freeze	39	47,236
Capped Parcels	499	2,074,499

Personal	Count	Value
Agricultural	13	34,873
Commercial	123	2,372,400
Mobile Home	17	39,680
Total Personal	153	2,446,953
Total Exempt	3	600

TIF Increment Value

Net Assessed 2,446,353

Net Assessed Under Protest

Public Service	Count	Value
Total PS Value	12	415,852

TIF Increment Value

Net Assessed 415,852

District Totals

Total Gross Value	13,610,056
Homestead Loss	566,630
Other Exemption Loss	150,373

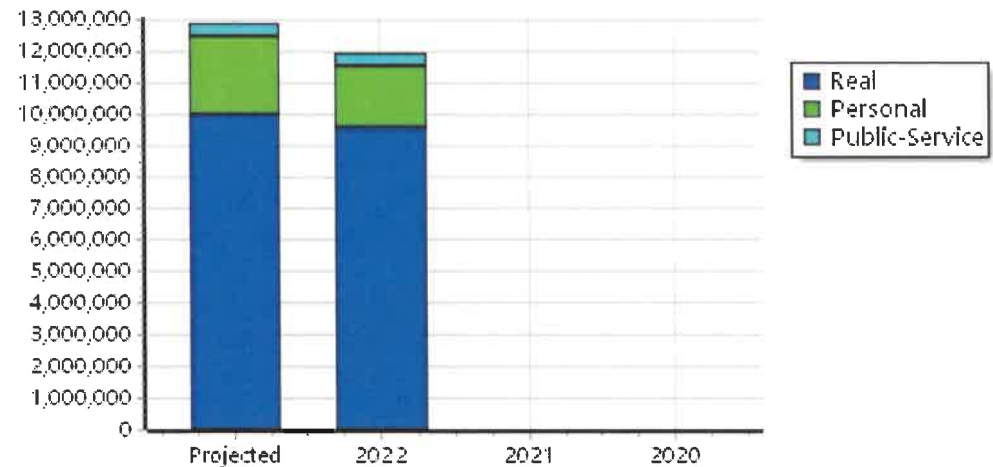
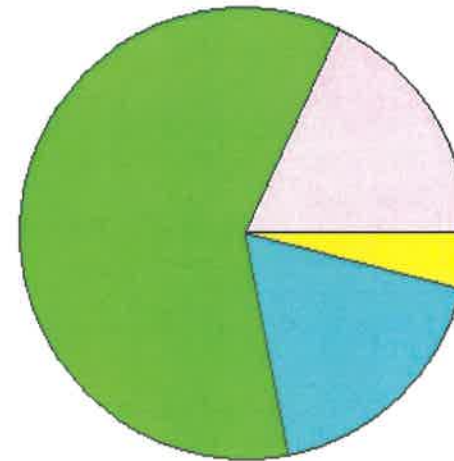
TIF Increment Value

Retained TIF Value

Net Assessed Value 12,893,053

Net Assessed Under Protest

* Public Service Protests Values are not included on this report.



Real	Count	Value
Agricultural	16	4,697
Commercial	56	278,445
Residential	486	1,660,905
Total Real Value	558	1,944,047
Homestead	149	149,835
Veteran	6	46,074
Other	0	0
Total Exempt	158	195,909

TIF Increment Value

Net Assessed 1,748,138

Net Assessed Under Protest

Senior Freeze	7	26,390
Capped Parcels	422	1,104,543

Personal	Count	Value
Agricultural	2	7,655
Commercial	24	240,815
Mobile Home	2	10,888
Total Personal	28	259,358
Total Exempt	1	2,000

TIF Increment Value

Net Assessed 257,358

Net Assessed Under Protest

Public Service	Count	Value
Total PS Value	9	415,066

TIF Increment Value

Net Assessed 415,066

District Totals

Total Gross Value	2,618,471
Homestead Loss	149,835
Other Exemption Loss	48,074

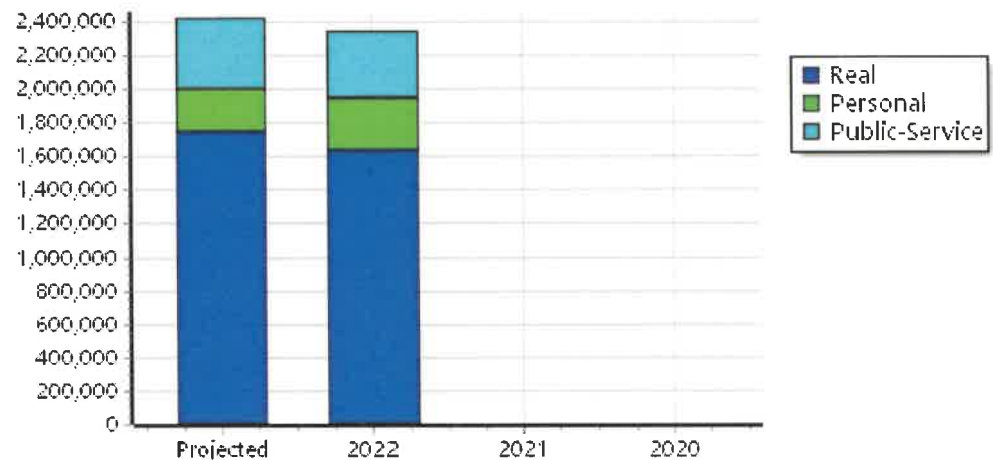
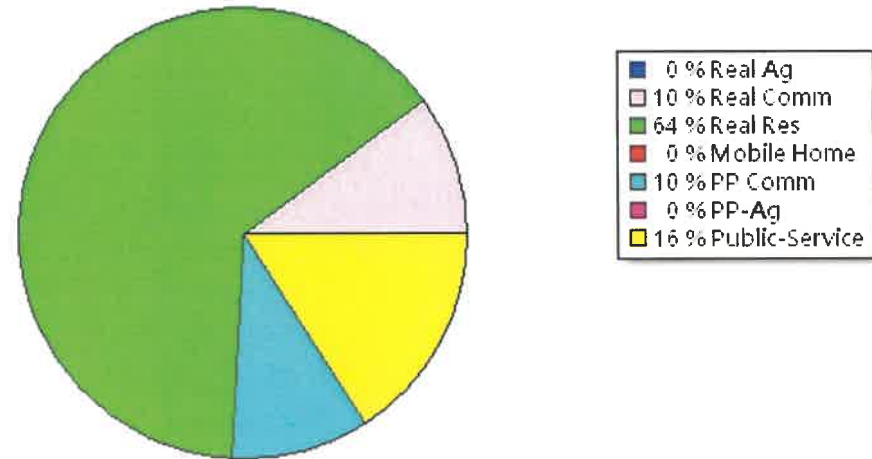
TIF Increment Value

Retained TIF Value

Net Assessed Value 2,420,562

Net Assessed Under Protest

* Public Service Protests Values are not included on this report.



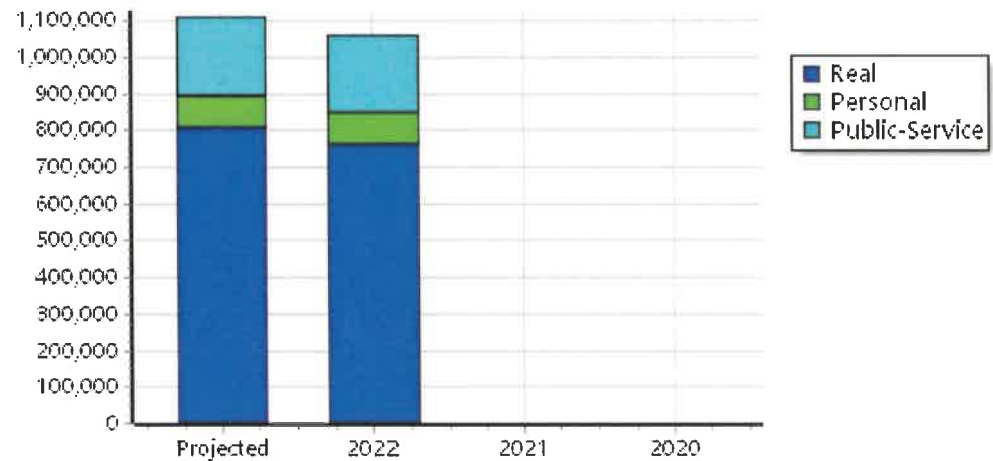
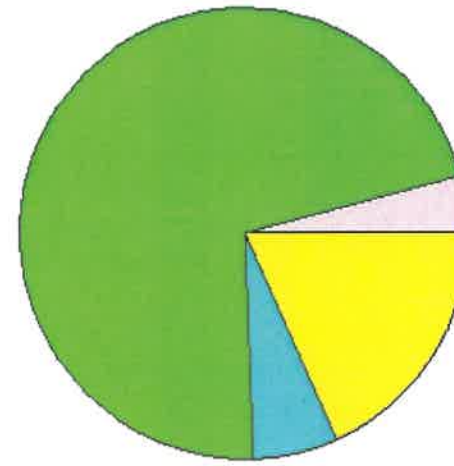
Real	Count	Value
Agricultural	1	55
Commercial	24	56,724
Residential	331	867,726
Total Real Value	356	924,505
Homestead	102	103,146
Veteran	4	16,256
Other	0	0
Total Exempt	111	119,402
TIF Increment Value		
Net Assessed		805,103
Net Assessed Under Protest		
Senior Freeze	3	6,547
Capped Parcels	283	785,151

Personal	Count	Value
Agricultural	2	2,899
Commercial	11	85,379
Mobile Home	1	1,398
Total Personal	14	89,676
Total Exempt	1	200
TIF Increment Value		
Net Assessed		89,476
Net Assessed Under Protest		

Public Service	Count	Value
Total PS Value	7	216,365
TIF Increment Value		
Net Assessed		216,365

District Totals	
Total Gross Value	1,230,546
Homestead Loss	103,146
Other Exemption Loss	16,456
TIF Increment Value	
Retained TIF Value	
Net Assessed Value	1,110,944
Net Assessed Under Protest	

* Public Service Protests Values are not included on this report.



Real	Count	Value
Agricultural	10	2,949
Commercial	3	8,871
Residential	114	269,588
Total Real Value	127	281,408
Homestead	30	30,649
Veteran	1	2,282
Other	0	0
Total Exempt	32	32,931

TIF Increment Value

Net Assessed 248,477

Net Assessed Under Protest

Senior Freeze	1	1,786
Capped Parcels	96	116,804

Personal	Count	Value
Agricultural	0	0
Commercial	4	1,075
Mobile Home	6	24,592
Total Personal	10	25,667
Total Exempt	0	0

TIF Increment Value

Net Assessed 25,667

Net Assessed Under Protest

Public Service	Count	Value
Total PS Value	9	195,375

TIF Increment Value

Net Assessed 195,375

District Totals

Total Gross Value	502,450
Homestead Loss	30,649
Other Exemption Loss	2,282

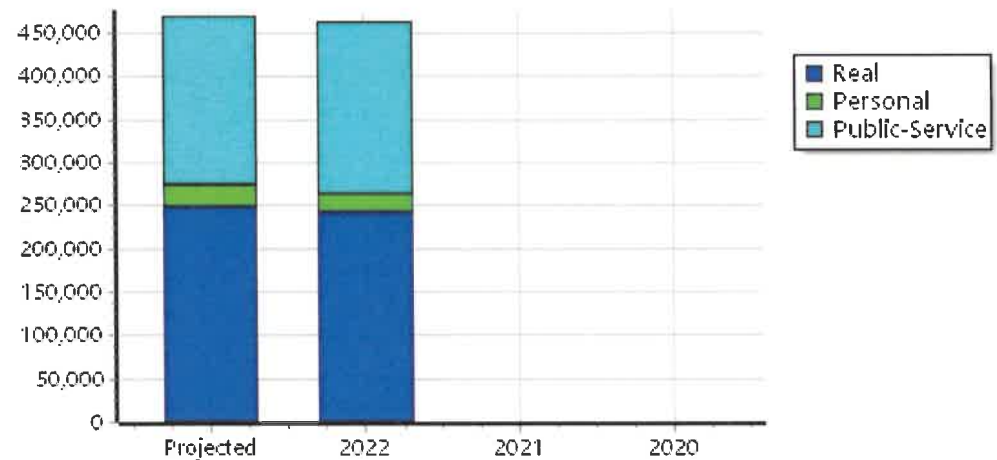
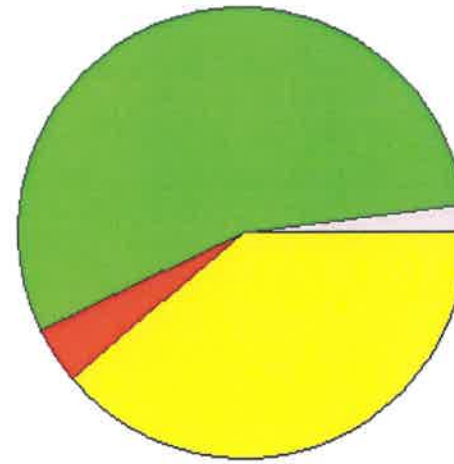
TIF Increment Value

Retained TIF Value

Net Assessed Value 469,519

Net Assessed Under Protest

* Public Service Protests Values are not included on this report.



Real	Count	Value
Agricultural	5	14,126
Commercial	28	299,385
Residential	288	1,737,427
Total Real Value	321	2,050,938
Homestead	128	130,955
Veteran	3	17,577
Other	0	0
Total Exempt	135	148,532

TIF Increment Value

Net Assessed 1,902,406

Net Assessed Under Protest

Senior Freeze	4	16,558
Capped Parcels	274	1,246,298

Personal	Count	Value
Agricultural	1	1,543
Commercial	18	124,167
Mobile Home	7	40,240
Total Personal	26	165,950
Total Exempt	1	200

TIF Increment Value

Net Assessed 165,750

Net Assessed Under Protest

Public Service	Count	Value
Total PS Value	10	343,378

TIF Increment Value

Net Assessed 343,378

District Totals

Total Gross Value	2,560,266
Homestead Loss	130,955
Other Exemption Loss	17,777

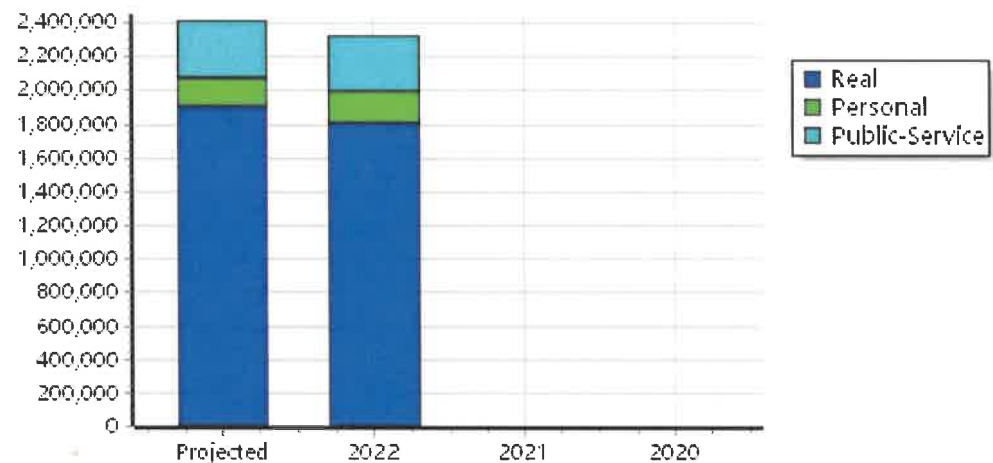
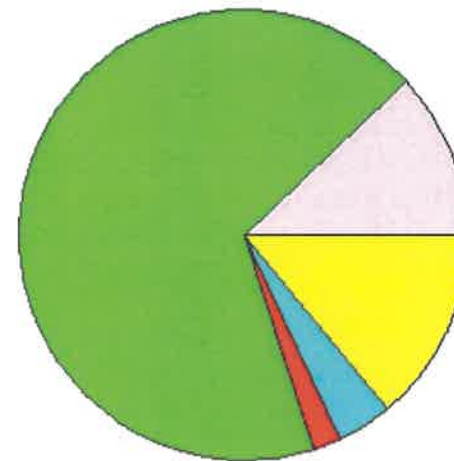
TIF Increment Value

Retained TIF Value

Net Assessed Value 2,411,534

Net Assessed Under Protest

* Public Service Protests Values are not included on this report.



Real	Count	Value
Agricultural	0	0
Commercial	19	89,143
Residential	148	403,412
Total Real Value	167	492,555
Homestead	36	39,811
Veteran	0	0
Other	0	0
Total Exempt	40	39,811

TIF Increment Value

Net Assessed 452,744

Net Assessed Under Protest

Senior Freeze	4	22,161
Capped Parcels	115	255,842

Personal	Count	Value
Agricultural	0	0
Commercial	8	166,890
Mobile Home	0	0
Total Personal	8	166,890
Total Exempt	0	0

TIF Increment Value

Net Assessed 166,890

Net Assessed Under Protest

Public Service	Count	Value
Total PS Value	6	147,179

TIF Increment Value

Net Assessed 147,179

District Totals

Total Gross Value	806,624
Homestead Loss	39,811
Other Exemption Loss	0

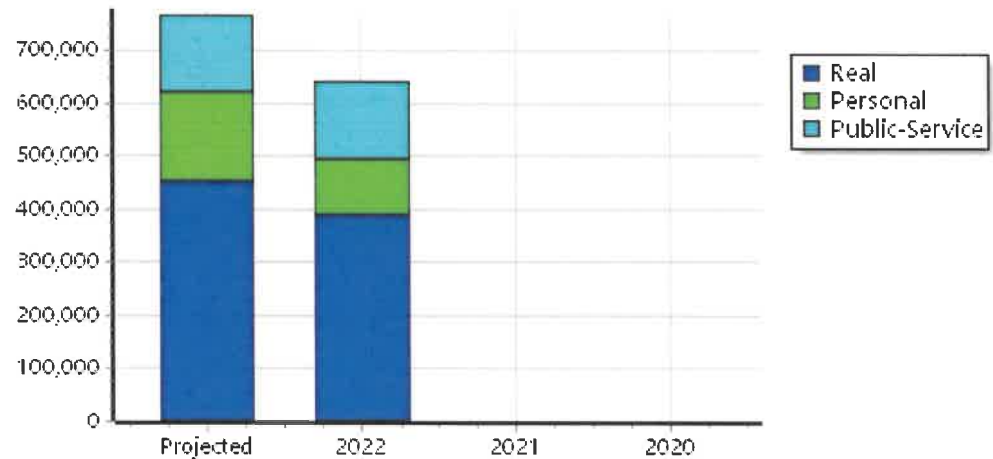
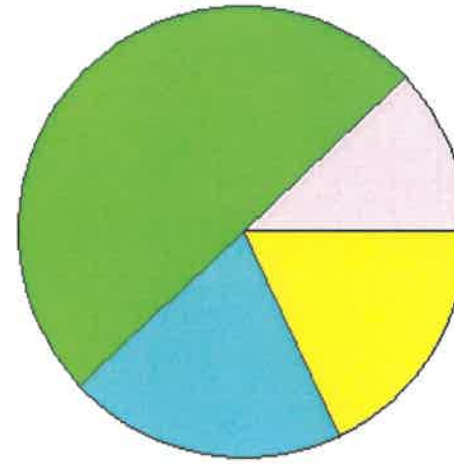
TIF Increment Value

Retained TIF Value

Net Assessed Value 766,813

Net Assessed Under Protest

* Public Service Protests Values are not included on this report.



Real	Count	Value
Agricultural	46	48,175
Commercial	9	16,649
Residential	134	424,259
Total Real Value	189	489,083
Homestead	50	51,428
Veteran	1	3,480
Other	0	0
Total Exempt	53	54,908

TIF Increment Value

Net Assessed 434,175

Net Assessed Under Protest

Senior Freeze	4	15,082
Capped Parcels	129	336,859

Personal	Count	Value
Agricultural	2	12,661
Commercial	10	367,999
Mobile Home	5	19,125
Total Personal	17	399,785
Total Exempt	1	43,736

TIF Increment Value

Net Assessed 356,049

Net Assessed Under Protest

Public Service	Count	Value
Total PS Value	6	214,379

TIF Increment Value

Net Assessed 214,379

District Totals

Total Gross Value	1,103,247
Homestead Loss	51,428
Other Exemption Loss	47,216

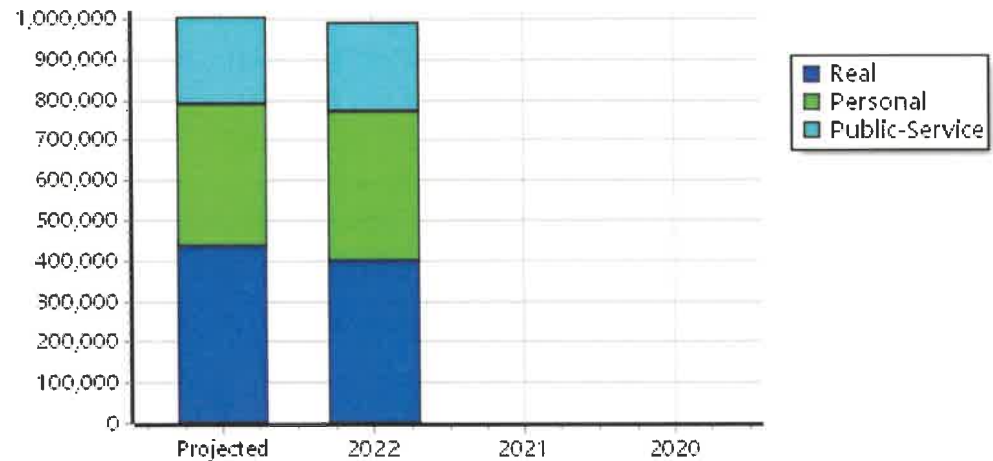
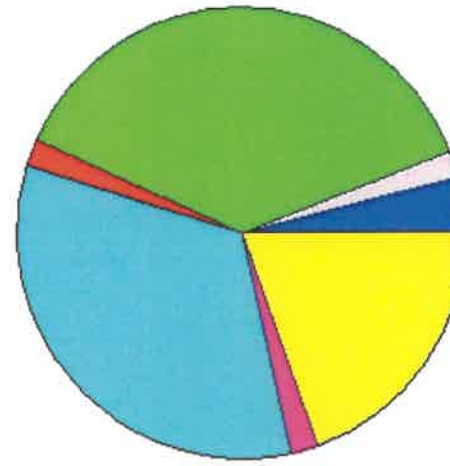
TIF Increment Value

Retained TIF Value

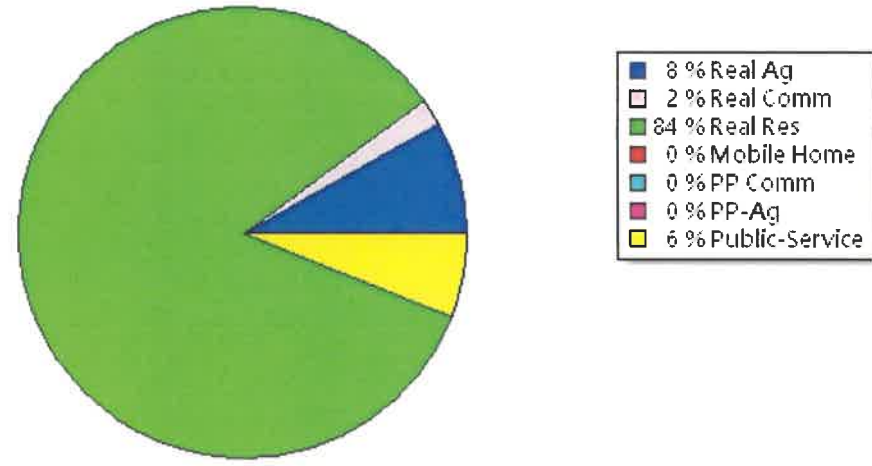
Net Assessed Value 1,004,603

Net Assessed Under Protest

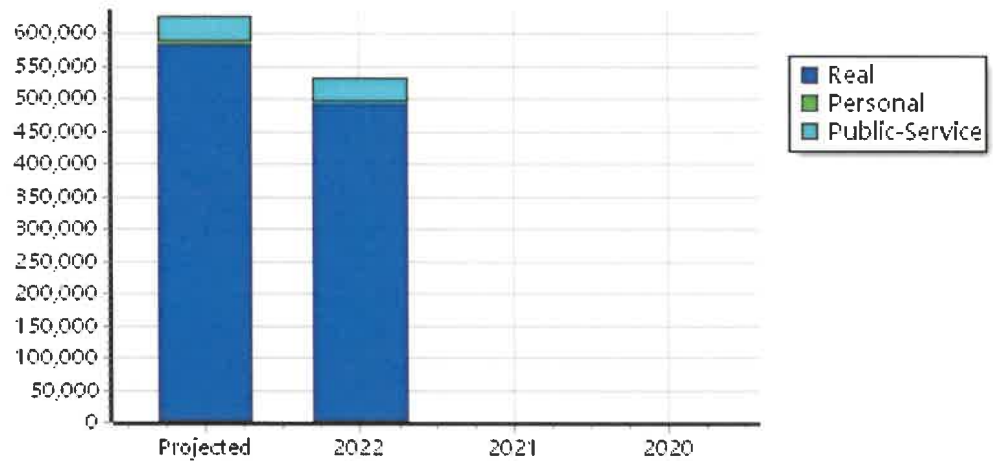
* Public Service Protests Values are not included on this report.



Real	Count	Value
Agricultural	8	56,414
Commercial	4	11,976
Residential	94	559,187
Total Real Value	106	627,577
Homestead	27	26,496
Veteran	3	17,549
Other	0	0
Total Exempt	30	44,045
TIF Increment Value		
Net Assessed		583,532
Net Assessed Under Protest		
Senior Freeze	2	4,550
Capped Parcels	39	145,065



Personal	Count	Value
Agricultural	0	0
Commercial	1	2,707
Mobile Home	1	1,340
Total Personal	2	4,047
Total Exempt	0	0
TIF Increment Value		
Net Assessed		4,047
Net Assessed Under Protest		

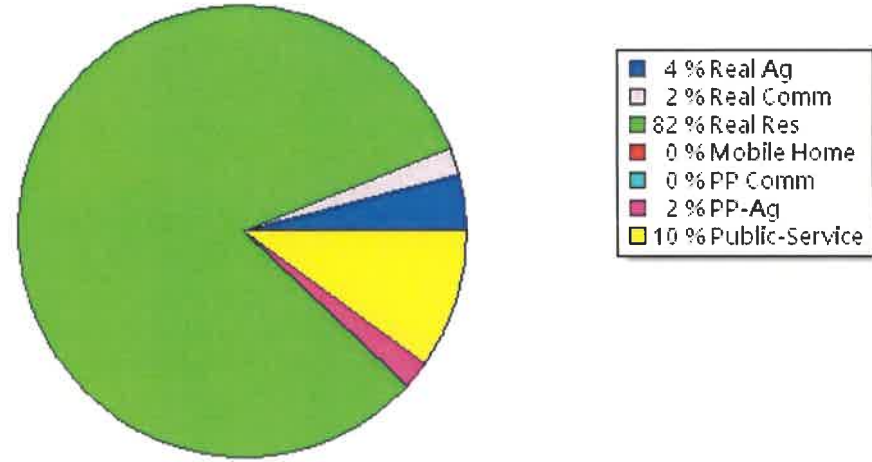


Public Service	Count	Value
Total PS Value	5	39,182
TIF Increment Value		
Net Assessed		39,182

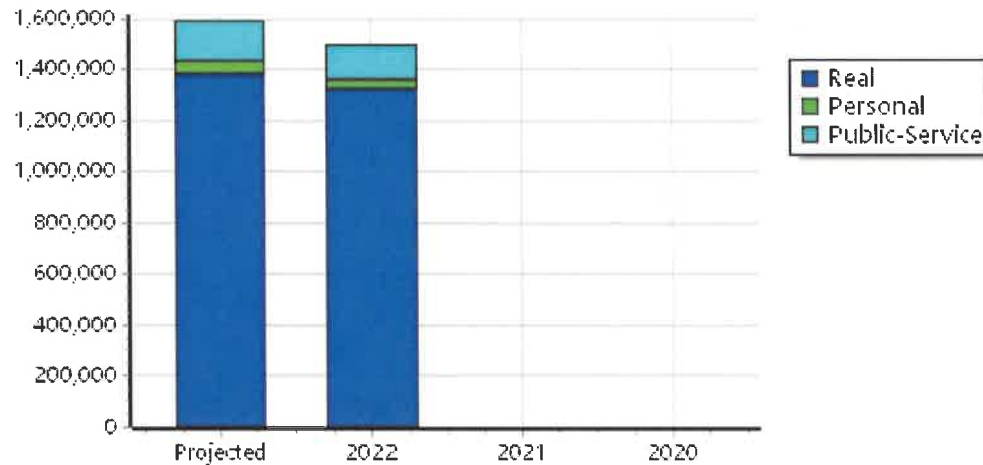
District Totals	
Total Gross Value	670,806
Homestead Loss	26,496
Other Exemption Loss	17,549
TIF Increment Value	
Retained TIF Value	
Net Assessed Value	626,761
Net Assessed Under Protest	

* Public Service Protests Values are not included on this report.

Real	Count	Value
Agricultural	3	56,073
Commercial	17	46,708
Residential	245	1,386,895
Total Real Value	265	1,489,676
Homestead	94	95,250
Veteran	2	13,809
Other	0	0
Total Exempt	98	109,059
TIF Increment Value		
Net Assessed		1,380,617
Net Assessed Under Protest		
Senior Freeze	10	14,502
Capped Parcels	83	944,869



Personal	Count	Value
Agricultural	2	43,195
Commercial	1	8,554
Mobile Home	0	0
Total Personal	3	51,749
Total Exempt	0	0
TIF Increment Value		
Net Assessed		51,749
Net Assessed Under Protest		

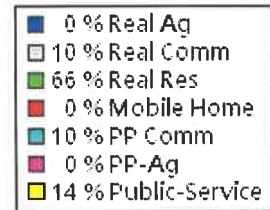
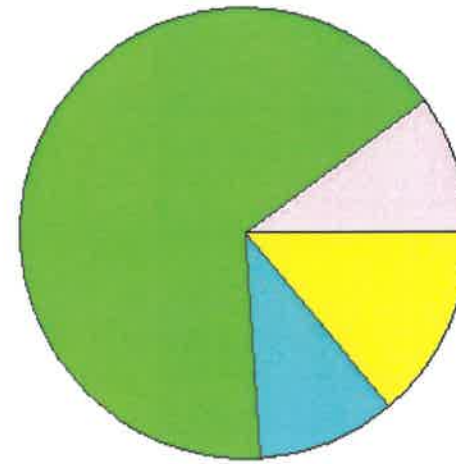


Public Service	Count	Value
Total PS Value	4	156,835
TIF Increment Value		
Net Assessed		156,835

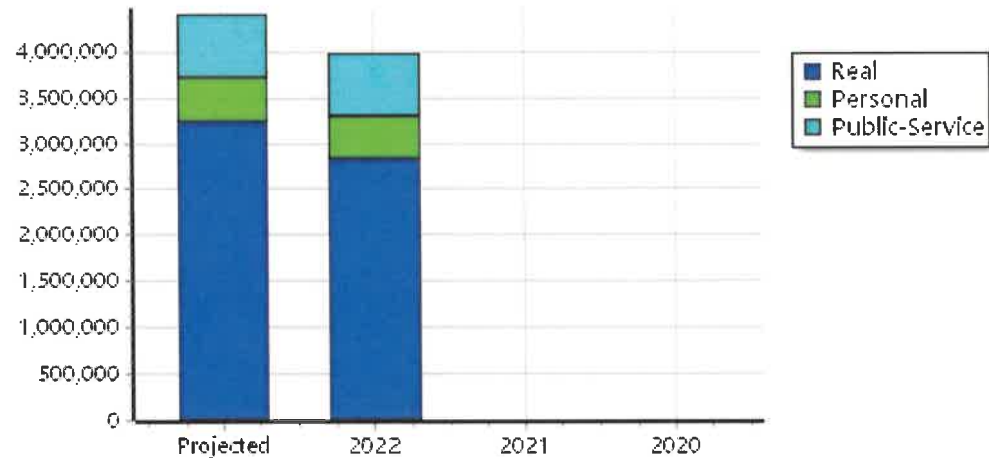
District Totals	
Total Gross Value	1,698,260
Homestead Loss	95,250
Other Exemption Loss	13,809
TIF Increment Value	
Retained TIF Value	
Net Assessed Value	1,589,201
Net Assessed Under Protest	

* Public Service Protests Values are not included on this report.

Real	Count	Value
Agricultural	3	4,368
Commercial	39	444,319
Residential	643	3,033,004
Total Real Value	685	3,481,691
Homestead	185	190,334
Veteran	9	54,030
Other	0	0
Total Exempt	202	244,364
TIF Increment Value		
Net Assessed		3,237,327
Net Assessed Under Protest		
Senior Freeze	12	48,903
Capped Parcels	819	3,504,531



Personal	Count	Value
Agricultural	0	0
Commercial	27	481,631
Mobile Home	0	0
Total Personal	27	481,631
Total Exempt	0	0
TIF Increment Value		
Net Assessed		481,631
Net Assessed Under Protest		
Public Service	Count	Value
Total PS Value	8	676,744
TIF Increment Value		
Net Assessed		676,744



District Totals	
Total Gross Value	4,640,066
Homestead Loss	190,334
Other Exemption Loss	54,030
TIF Increment Value	
Retained TIF Value	
Net Assessed Value	4,395,702
Net Assessed Under Protest	

* Public Service Protests Values are not included on this report.

Real	Count	Value
Agricultural	5,520	23,851,041
Commercial	570	5,715,244
Residential	5,131	29,312,895
Total Real Value	11,221	58,879,180
Homestead	2,203	2,236,760
Veteran	60	592,705
Other	0	0
Total Exempt	2,320	2,829,465

TIF Increment Value

Net Assessed 56,049,715

Net Assessed Under Protest

Senior Freeze	106	318,644
Capped Parcels	4,539	19,184,969

Personal	Count	Value
Agricultural	782	5,962,840
Commercial	600	116,538,269
Mobile Home	198	830,931
Total Personal	1,580	123,332,040
Total Exempt	69	939,389

TIF Increment Value

Net Assessed 122,392,651

Net Assessed Under Protest

Public Service	Count	Value
Total PS Value	184	25,590,210

TIF Increment Value

Net Assessed 25,590,210

District Totals

Total Gross Value	207,801,430
Homestead Loss	2,236,760
Other Exemption Loss	1,532,094

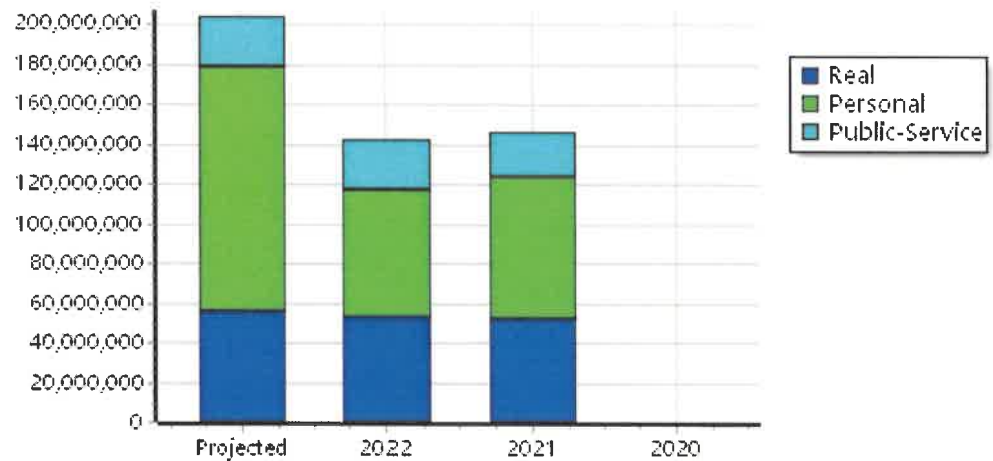
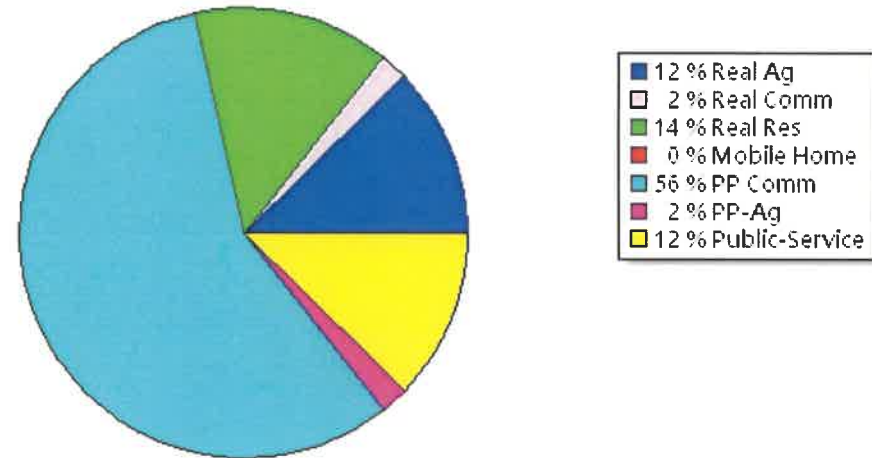
TIF Increment Value

Retained TIF Value

Net Assessed Value 204,032,576

Net Assessed Under Protest

* Public Service Protests Values are not included on this report.



Real	Count	Value
Agricultural	610	2,578,924
Commercial	1	296
Residential	69	499,512
Total Real Value	680	3,078,732
Homestead	54	53,839
Veteran	3	45,170
Other	0	0
Total Exempt	57	99,009

TIF Increment Value

Net Assessed 2,979,723

Net Assessed Under Protest

Senior Freeze	1	3,866
Capped Parcels	78	181,156

Personal	Count	Value
Agricultural	52	347,906
Commercial	15	3,405,065
Mobile Home	1	5,703
Total Personal	68	3,758,674
Total Exempt	4	800

TIF Increment Value

Net Assessed 3,757,874

Net Assessed Under Protest

Public Service	Count	Value
Total PS Value	9	2,333,425

TIF Increment Value

Net Assessed 2,333,425

District Totals

Total Gross Value	9,170,831
Homestead Loss	53,839
Other Exemption Loss	45,970

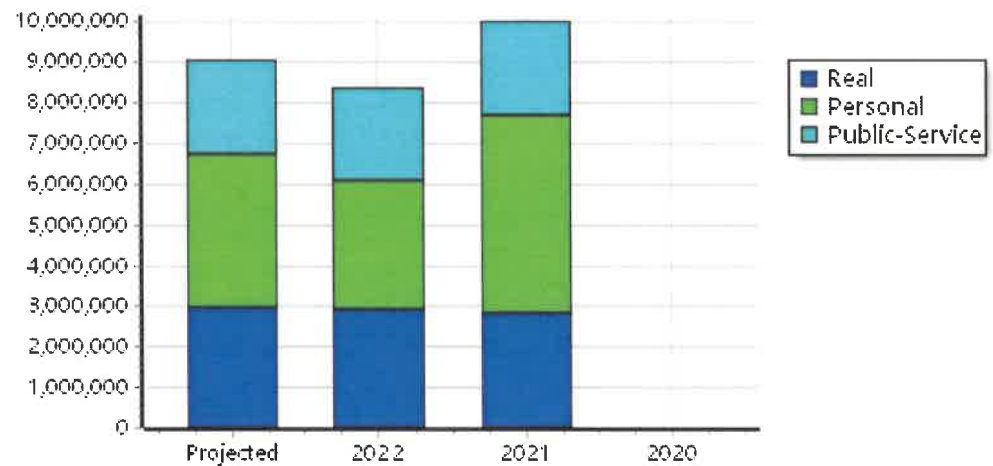
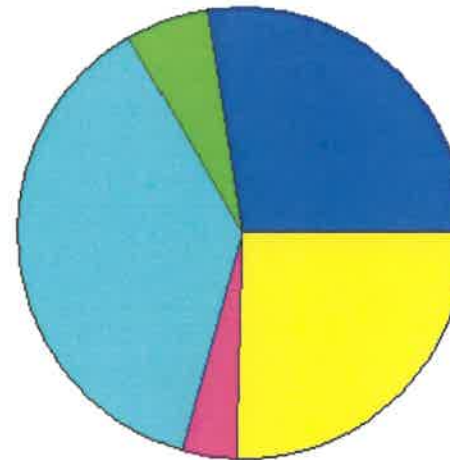
TIF Increment Value

Retained TIF Value

Net Assessed Value 9,071,022

Net Assessed Under Protest

* Public Service Protests Values are not included on this report.



Real	Count	Value
Agricultural	610	2,578,924
Commercial	1	296
Residential	69	499,512
Total Real Value	680	3,078,732
Homestead	54	53,839
Veteran	3	45,170
Other	0	0
Total Exempt	57	99,009

TIF Increment Value

Net Assessed 2,979,723

Net Assessed Under Protest

Senior Freeze	1	3,866
Capped Parcels	78	181,156

Personal	Count	Value
Agricultural	52	347,906
Commercial	15	3,405,065
Mobile Home	1	5,703
Total Personal	68	3,758,674
Total Exempt	4	800

TIF Increment Value

Net Assessed 3,757,874

Net Assessed Under Protest

Public Service	Count	Value
Total PS Value	9	2,333,425

TIF Increment Value

Net Assessed 2,333,425

District Totals

Total Gross Value	9,170,831
Homestead Loss	53,839
Other Exemption Loss	45,970

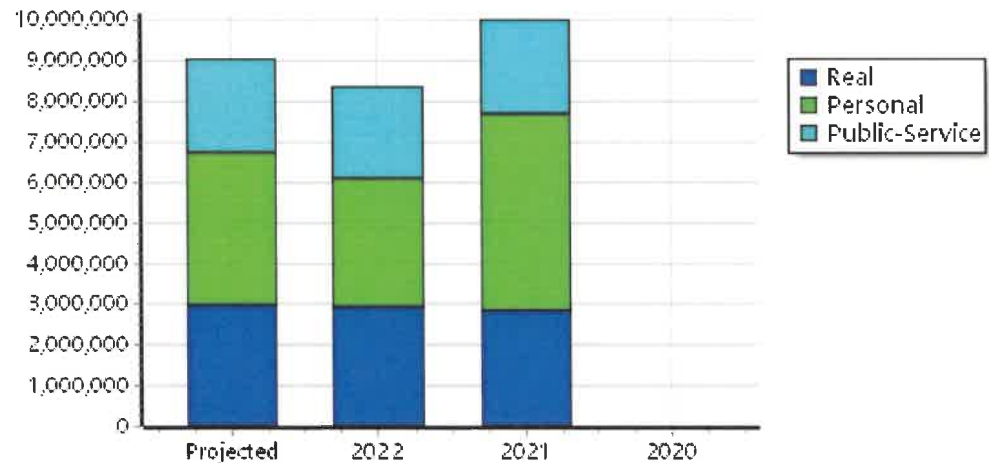
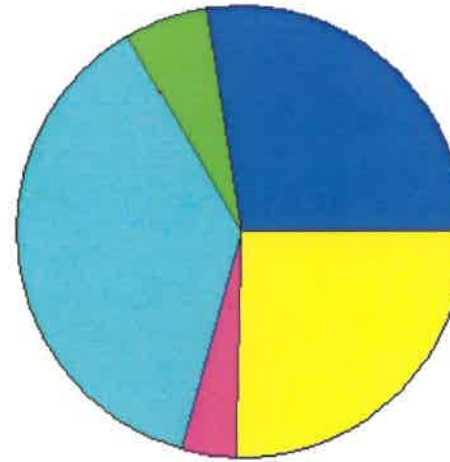
TIF Increment Value

Retained TIF Value

Net Assessed Value 9,071,022

Net Assessed Under Protest

* Public Service Protests Values are not included on this report.



Real	Count	Value
Agricultural	1,121	5,056,205
Commercial	88	515,375
Residential	815	3,693,032
Total Real Value	2,024	9,264,612
Homestead	320	324,479
Veteran	8	64,563
Other	0	0
Total Exempt	336	389,042

TIF Increment Value

Net Assessed 8,875,570

Net Assessed Under Protest

Senior Freeze	16	86,542
Capped Parcels	954	2,753,063

Personal	Count	Value
Agricultural	122	894,214
Commercial	85	39,090,341
Mobile Home	13	76,908
Total Personal	220	40,061,463
Total Exempt	13	6,087

TIF Increment Value

Net Assessed 40,055,376

Net Assessed Under Protest

Public Service	Count	Value
Total PS Value	28	6,993,192
TIF Increment Value		
Net Assessed		6,993,192

District Totals

Total Gross Value	56,319,267
Homestead Loss	324,479
Other Exemption Loss	70,650

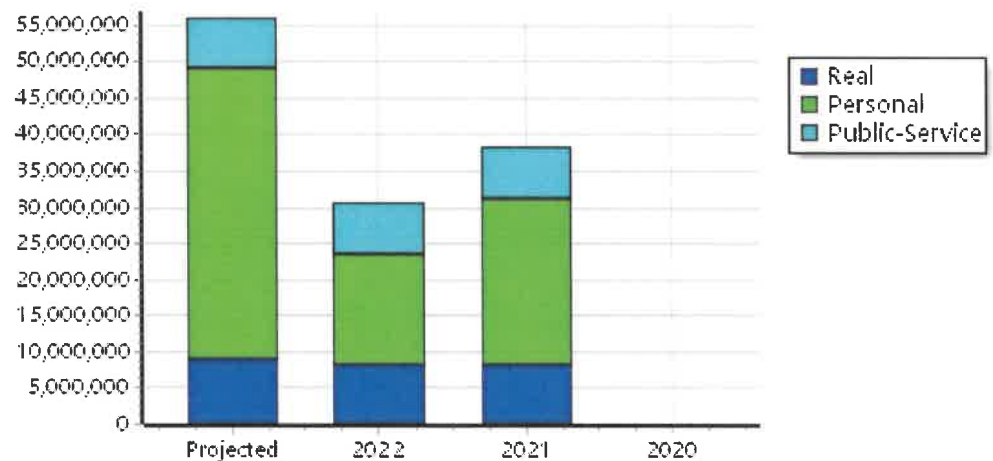
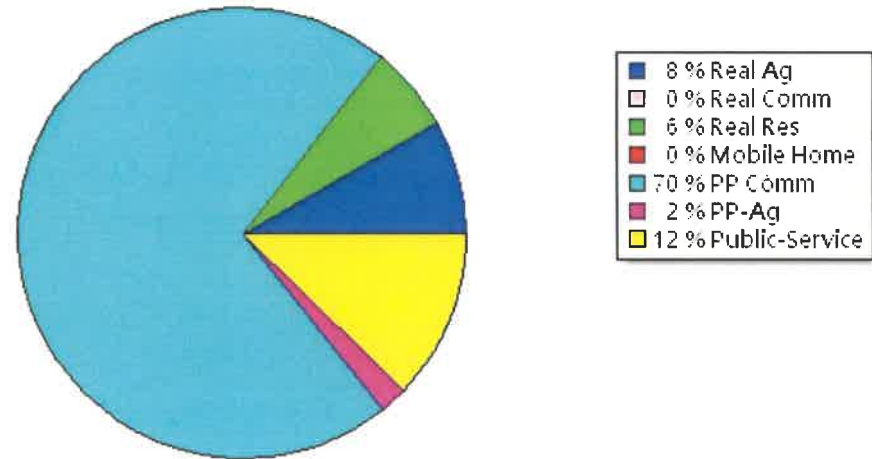
TIF Increment Value

Retained TIF Value

Net Assessed Value 55,924,138

Net Assessed Under Protest

* Public Service Protests Values are not included on this report.



Real	Count	Value
Agricultural	763	2,930,691
Commercial	78	753,518
Residential	1,146	5,179,981
Total Real Value	1,987	8,864,190
Homestead	433	439,671
Veteran	16	129,930
Other	0	0
Total Exempt	464	569,601

TIF Increment Value

Net Assessed 8,294,589

Net Assessed Under Protest

Senior Freeze	17	65,000
Capped Parcels	1,524	7,975,575

Personal	Count	Value
Agricultural	125	535,761
Commercial	114	32,566,251
Mobile Home	10	54,472
Total Personal	249	33,156,484
Total Exempt	9	1,800

TIF Increment Value

Net Assessed 33,154,684

Net Assessed Under Protest

Public Service	Count	Value
Total PS Value	30	4,166,439

TIF Increment Value

Net Assessed 4,166,439

District Totals

Total Gross Value	46,187,113
Homestead Loss	439,671
Other Exemption Loss	131,730

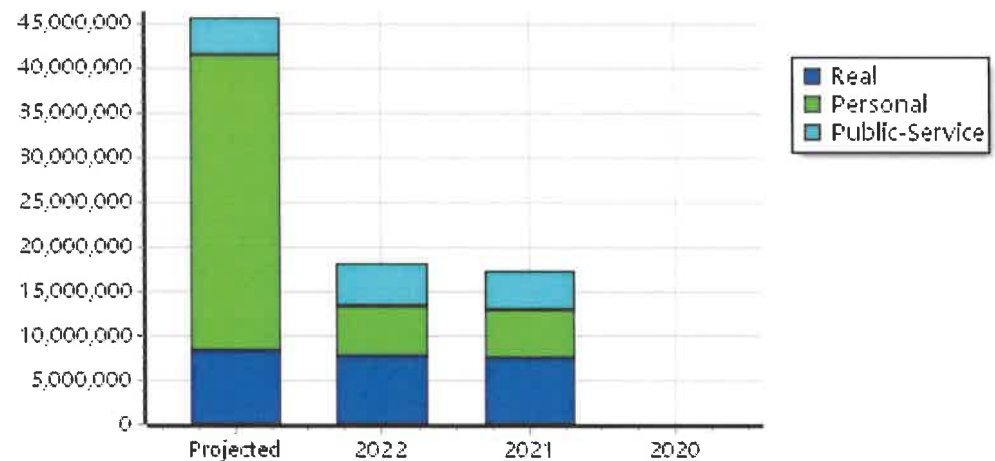
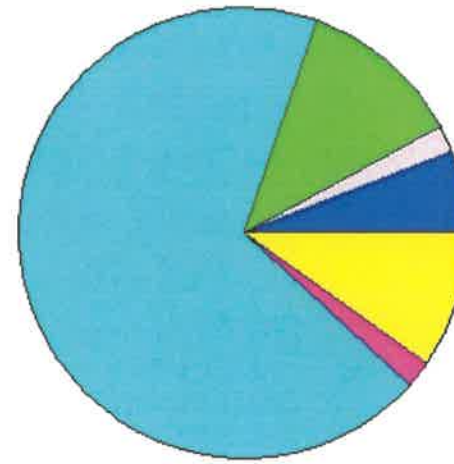
TIF Increment Value

Retained TIF Value

Net Assessed Value 45,615,712

Net Assessed Under Protest

* Public Service Protests Values are not included on this report.



Real	Count	Value
Agricultural	575	2,609,777
Commercial	60	619,130
Residential	589	4,175,259
Total Real Value	1,224	7,404,166
Homestead	293	297,604
Veteran	7	59,952
Other	0	0
Total Exempt	306	357,556

TIF Increment Value

Net Assessed 7,046,610

Net Assessed Under Protest

Senior Freeze	11	51,363
Capped Parcels	682	2,999,692

Personal	Count	Value
Agricultural	111	431,479
Commercial	90	7,290,603
Mobile Home	53	267,356
Total Personal	254	7,989,438
Total Exempt	9	1,645

TIF Increment Value

Net Assessed 7,987,793

Net Assessed Under Protest

Public Service	Count	Value
Total PS Value	38	4,510,209

TIF Increment Value

Net Assessed 4,510,209

District Totals

Total Gross Value	19,903,813
Homestead Loss	297,604
Other Exemption Loss	61,597

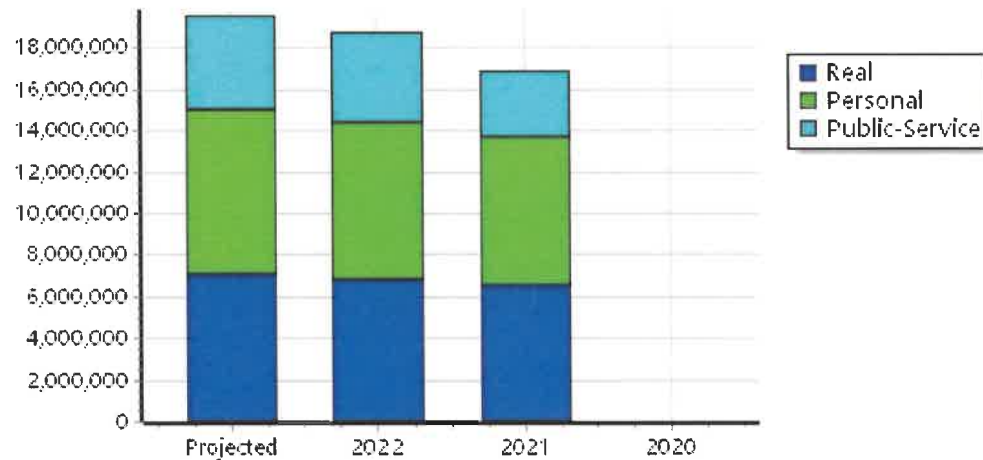
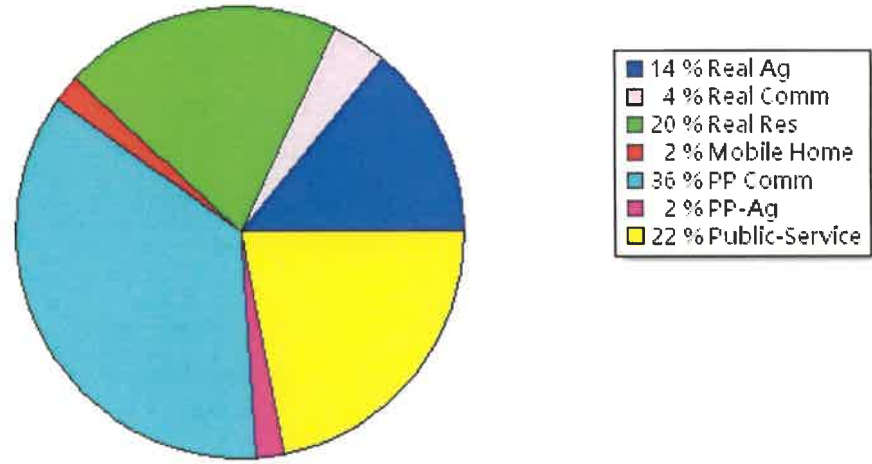
TIF Increment Value

Retained TIF Value

Net Assessed Value 19,544,612

Net Assessed Under Protest

* Public Service Protests Values are not included on this report.



Real	Count	Value
Agricultural	1	1,153
Commercial	0	0
Residential	0	0
Total Real Value	1	1,153
Homestead	0	0
Veteran	0	0
Other	0	0
Total Exempt	0	0

TIF Increment Value

Net Assessed 1,153

Net Assessed Under Protest

Senior Freeze	0	0
Capped Parcels	0	0

Personal	Count	Value
Agricultural	0	0
Commercial	2	3,329
Mobile Home	0	0
Total Personal	2	3,329
Total Exempt	0	0

TIF Increment Value

Net Assessed 3,329

Net Assessed Under Protest

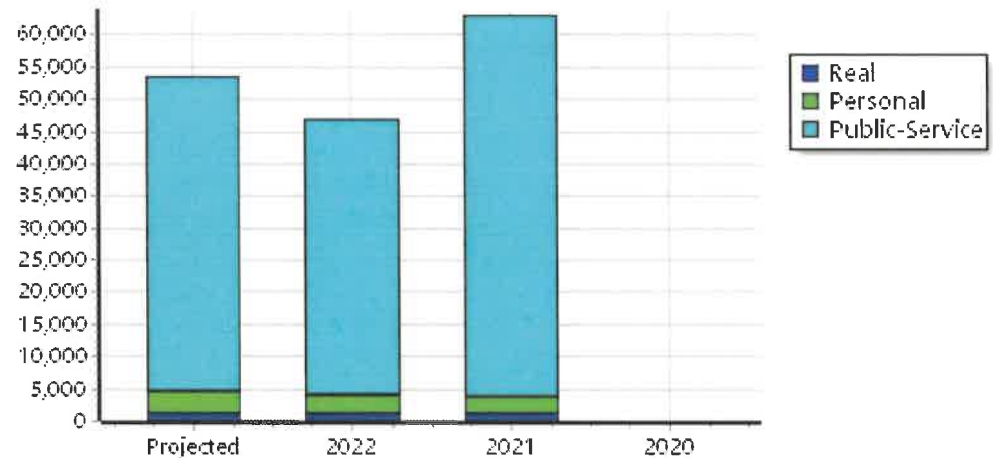
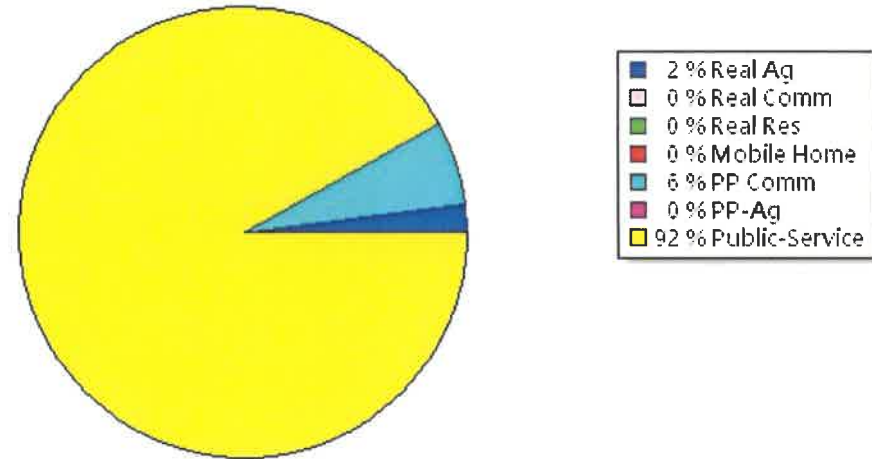
Public Service	Count	Value
Total PS Value	1	49,144
TIF Increment Value		
Net Assessed		49,144

District Totals

Total Gross Value	53,626
Homestead Loss	0
Other Exemption Loss	0
TIF Increment Value	
Retained TIF Value	
Net Assessed Value	53,626

Net Assessed Under Protest

* Public Service Protests Values are not included on this report.



Real	Count	Value
Agricultural	129	593,888
Commercial	0	0
Residential	40	602,090
Total Real Value	169	1,195,978
Homestead	28	28,000
Veteran	1	38,650
Other	0	0
Total Exempt	29	66,650

TIF Increment Value

Net Assessed 1,129,328

Net Assessed Under Protest

Senior Freeze	1	523
Capped Parcels	23	42,414

Personal	Count	Value
Agricultural	18	111,918
Commercial	10	1,552,342
Mobile Home	1	727
Total Personal	29	1,664,987
Total Exempt	4	1,327

TIF Increment Value

Net Assessed 1,663,660

Net Assessed Under Protest

Public Service	Count	Value
Total PS Value	5	24,484

TIF Increment Value

Net Assessed 24,484

District Totals

Total Gross Value	2,885,449
Homestead Loss	28,000
Other Exemption Loss	39,977

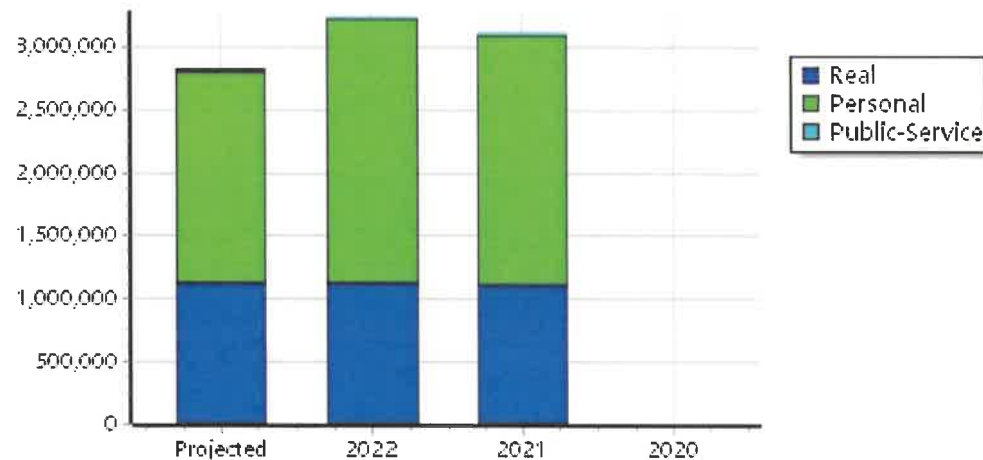
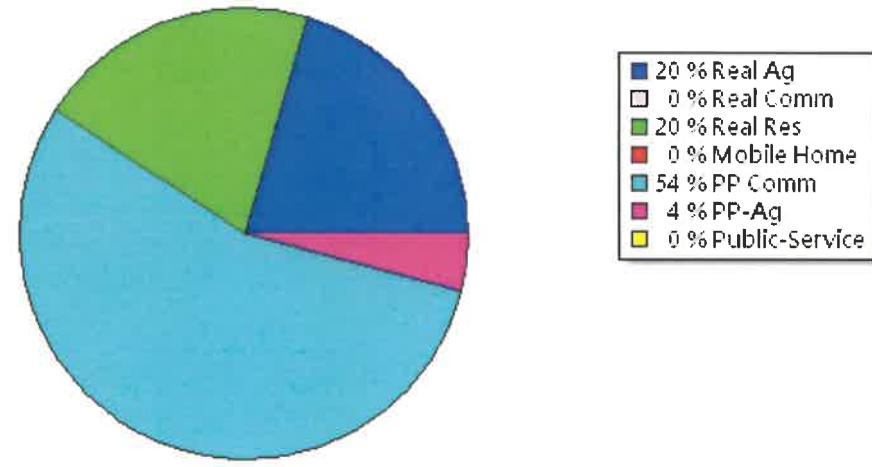
TIF Increment Value

Retained TIF Value

Net Assessed Value 2,817,472

Net Assessed Under Protest

* Public Service Protests Values are not included on this report.



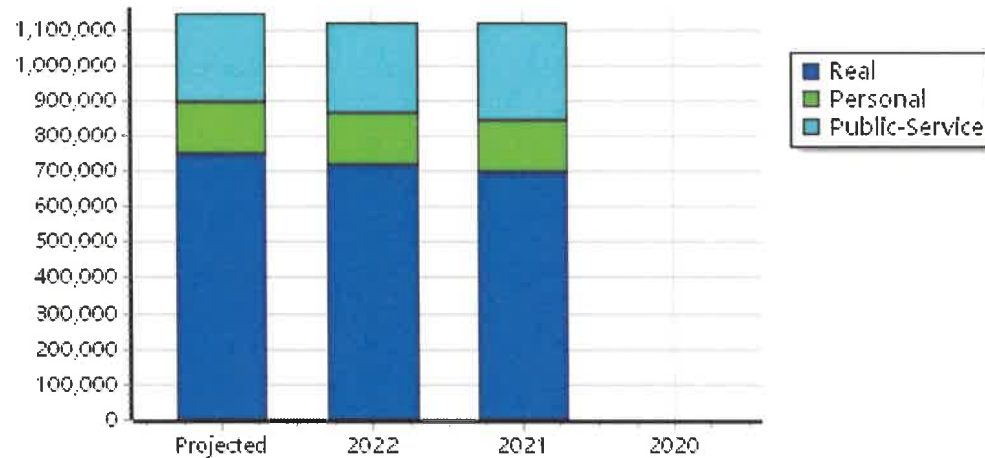
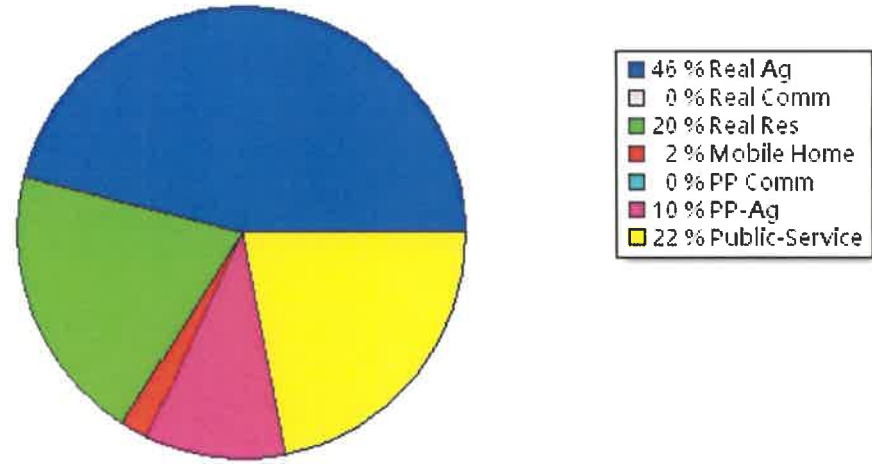
Real	Count	Value
Agricultural	137	541,607
Commercial	0	0
Residential	28	241,637
Total Real Value	165	783,244
Homestead	27	26,463
Veteran	1	8,630
Other	0	0
Total Exempt	28	35,093
TIF Increment Value		
Net Assessed		748,151
Net Assessed Under Protest		
Senior Freeze	1	937
Capped Parcels	26	83,615

Personal	Count	Value
Agricultural	21	122,184
Commercial	3	1,441
Mobile Home	2	20,154
Total Personal	26	143,779
Total Exempt	0	0
TIF Increment Value		
Net Assessed		143,779
Net Assessed Under Protest		

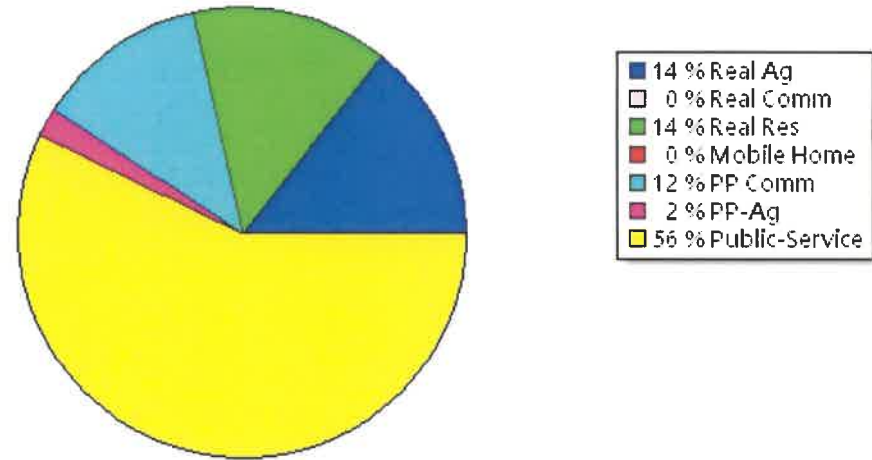
Public Service	Count	Value
Total PS Value	5	252,930
TIF Increment Value		
Net Assessed		252,930

District Totals	
Total Gross Value	1,179,953
Homestead Loss	26,463
Other Exemption Loss	8,630
TIF Increment Value	
Retained TIF Value	
Net Assessed Value	1,144,860
Net Assessed Under Protest	

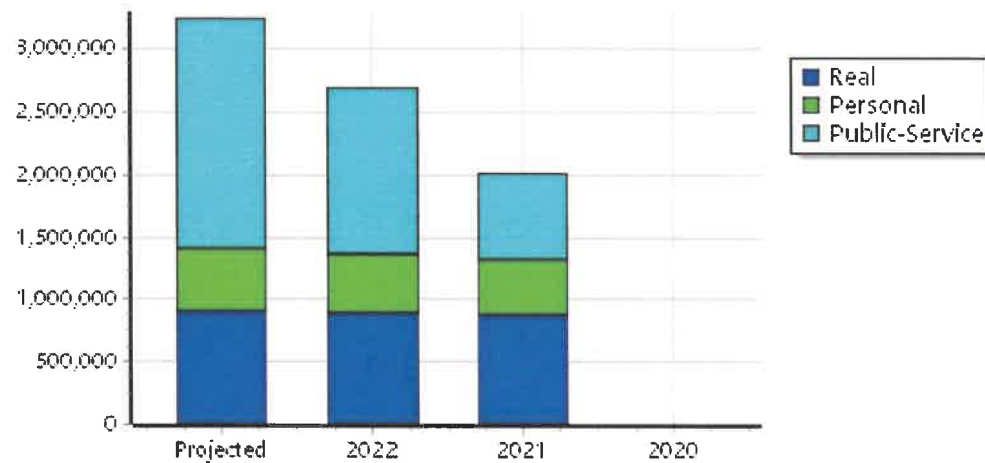
* Public Service Protests Values are not included on this report.



Real	Count	Value
Agricultural	69	430,689
Commercial	2	10,227
Residential	31	489,356
Total Real Value	102	930,272
Homestead	20	19,810
Veteran	1	13,601
Other	0	0
Total Exempt	21	33,411
TIF Increment Value		
Net Assessed		896,861
Net Assessed Under Protest		
Senior Freeze	0	0
Capped Parcels	42	208,616



Personal	Count	Value
Agricultural	18	94,480
Commercial	8	404,029
Mobile Home	2	13,548
Total Personal	28	512,057
Total Exempt	1	200
TIF Increment Value		
Net Assessed		511,857
Net Assessed Under Protest		



Public Service	Count	Value
Total PS Value	10	1,835,114
TIF Increment Value		
Net Assessed		1,835,114

District Totals	
Total Gross Value	3,277,443
Homestead Loss	19,810
Other Exemption Loss	13,801
TIF Increment Value	
Retained TIF Value	
Net Assessed Value	3,243,832
Net Assessed Under Protest	

* Public Service Protests Values are not included on this report.

Real	Count	Value
Agricultural	1,899	8,127,672
Commercial	311	3,115,130
Residential	2,314	13,502,402
Total Real Value	4,524	24,745,204

Homestead	963	981,923
Veteran	22	226,449
Other	0	0
Total Exempt	1,013	1,208,372

TIF Increment Value

Net Assessed 23,536,832

Net Assessed Under Protest

Senior Freeze	58	89,759
Capped Parcels	1,068	4,332,875

Personal	Count	Value
Agricultural	284	3,270,674
Commercial	222	20,488,770
Mobile Home	44	166,657
Total Personal	550	23,926,101

Total Exempt 20 47,358

TIF Increment Value

Net Assessed 23,878,743

Net Assessed Under Protest

Public Service	Count	Value
Total PS Value	44	4,862,161

TIF Increment Value

Net Assessed 4,862,161

District Totals

Total Gross Value	53,533,466
Homestead Loss	981,923
Other Exemption Loss	273,807

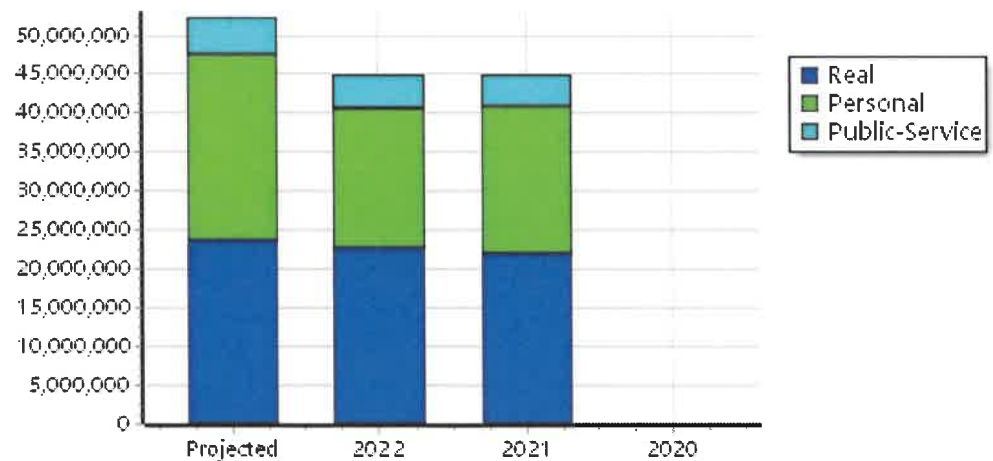
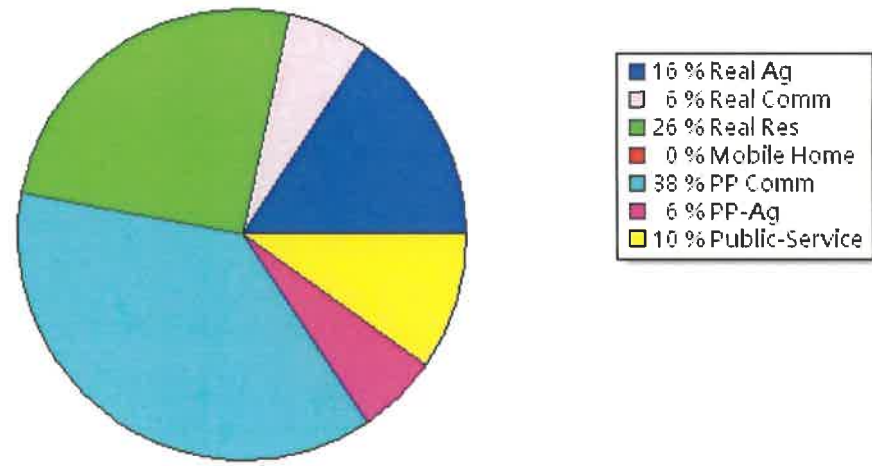
TIF Increment Value

Retained TIF Value

Net Assessed Value 52,277,736

Net Assessed Under Protest

* Public Service Protests Values are not included on this report.



Real	Count	Value
Agricultural	209	934,786
Commercial	30	701,568
Residential	99	929,626
Total Real Value	338	2,565,980
Homestead	65	64,971
Veteran	1	5,760
Other	0	0
Total Exempt	66	70,731

TIF Increment Value

Net Assessed 2,495,249

Net Assessed Under Protest

Senior Freeze	1	20,654
Capped Parcels	142	607,963

Personal	Count	Value
Agricultural	30	149,009
Commercial	51	11,736,098
Mobile Home	72	225,406
Total Personal	153	12,110,513
Total Exempt	9	880,172

TIF Increment Value

Net Assessed 11,230,341

Net Assessed Under Protest

Public Service	Count	Value
Total PS Value	13	562,296

TIF Increment Value

Net Assessed 562,296

District Totals

Total Gross Value	15,238,789
Homestead Loss	64,971
Other Exemption Loss	885,932

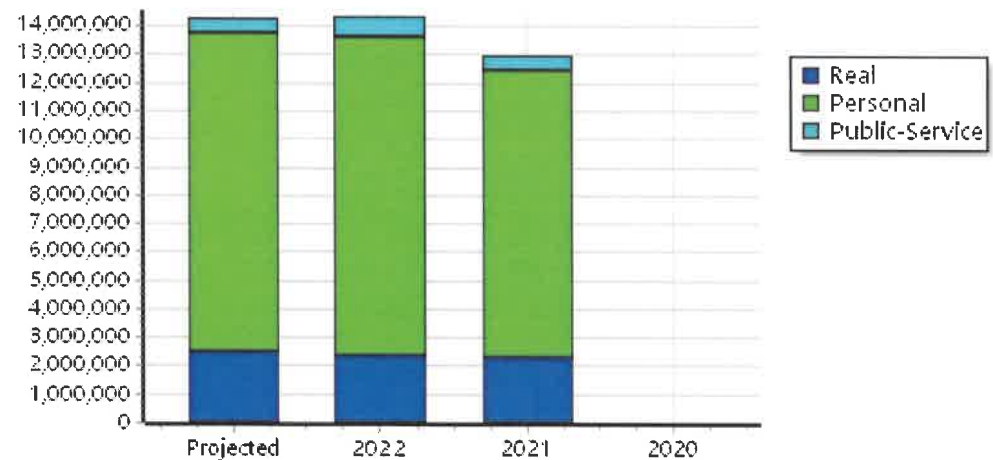
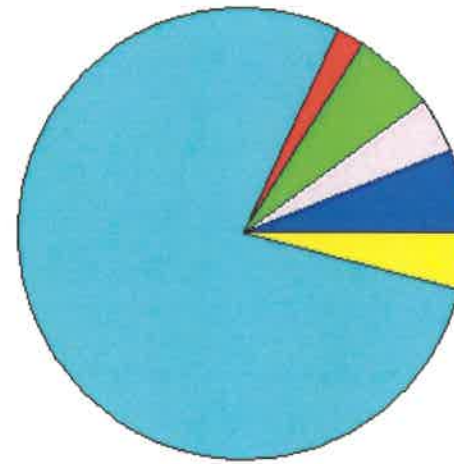
TIF Increment Value

Retained TIF Value

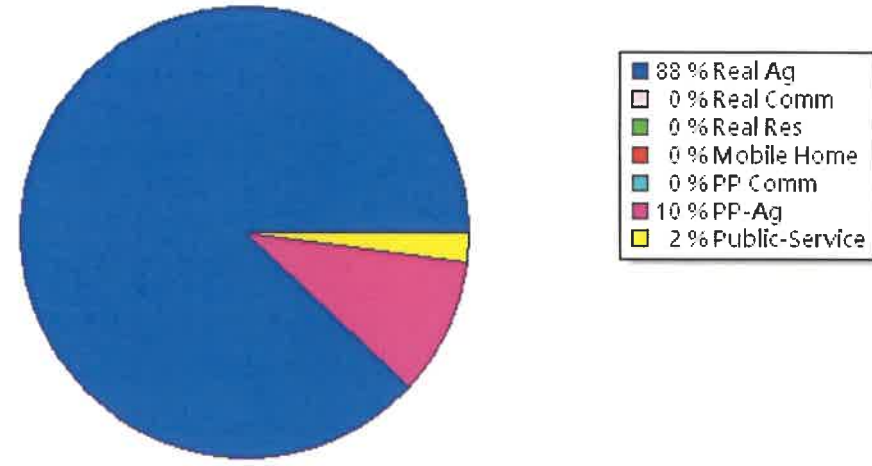
Net Assessed Value 14,287,886

Net Assessed Under Protest

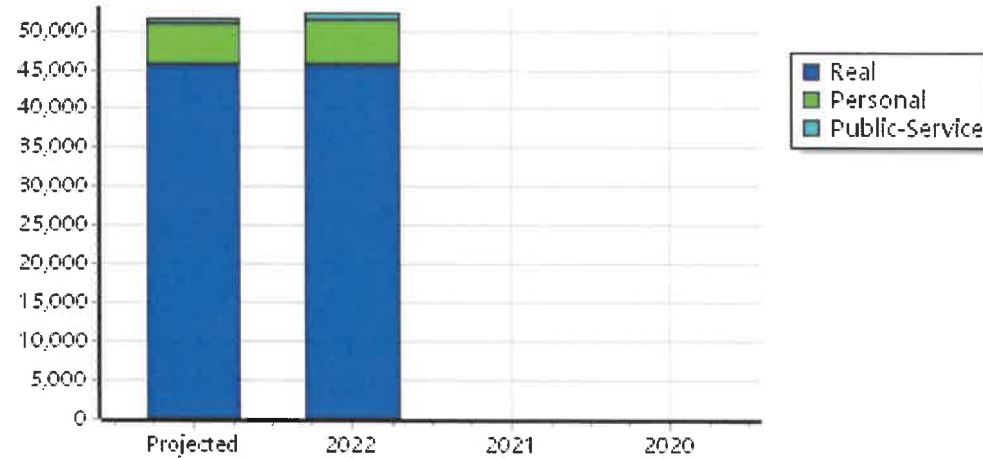
* Public Service Protests Values are not included on this report.



Real	Count	Value
Agricultural	7	45,649
Commercial	0	0
Residential	0	0
Total Real Value	7	45,649
Homestead	0	0
Veteran	0	0
Other	0	0
Total Exempt	0	0
TIF Increment Value		
Net Assessed		45,649
Net Assessed Under Protest		
Senior Freeze	0	0
Capped Parcels	0	0



Personal	Count	Value
Agricultural	1	5,215
Commercial	0	0
Mobile Home	0	0
Total Personal	1	5,215
Total Exempt	0	0
TIF Increment Value		
Net Assessed		5,215
Net Assessed Under Protest		



Public Service	Count	Value
Total PS Value	1	816
TIF Increment Value		
Net Assessed		816

District Totals	
Total Gross Value	51,680
Homestead Loss	0
Other Exemption Loss	0
TIF Increment Value	
Retained TIF Value	
Net Assessed Value	51,680
Net Assessed Under Protest	

* Public Service Protests Values are not included on this report.

Real	Count	Value
Agricultural	754	3,166,180
Commercial	1	296
Residential	97	741,149
Total Real Value	852	3,907,625
Homestead	81	80,302
Veteran	4	53,800
Other	0	0
Total Exempt	85	134,102

TIF Increment Value

Net Assessed 3,773,523

Net Assessed Under Protest

Senior Freeze	2	4,803
Capped Parcels	104	264,771

Personal	Count	Value
Agricultural	74	475,305
Commercial	18	3,406,506
Mobile Home	3	25,857
Total Personal	95	3,907,668
Total Exempt	4	800

TIF Increment Value

Net Assessed 3,906,868

Net Assessed Under Protest

Public Service	Count	Value
Total PS Value	15	2,587,171

TIF Increment Value

Net Assessed 2,587,171

District Totals

Total Gross Value	10,402,464
Homestead Loss	80,302
Other Exemption Loss	54,600

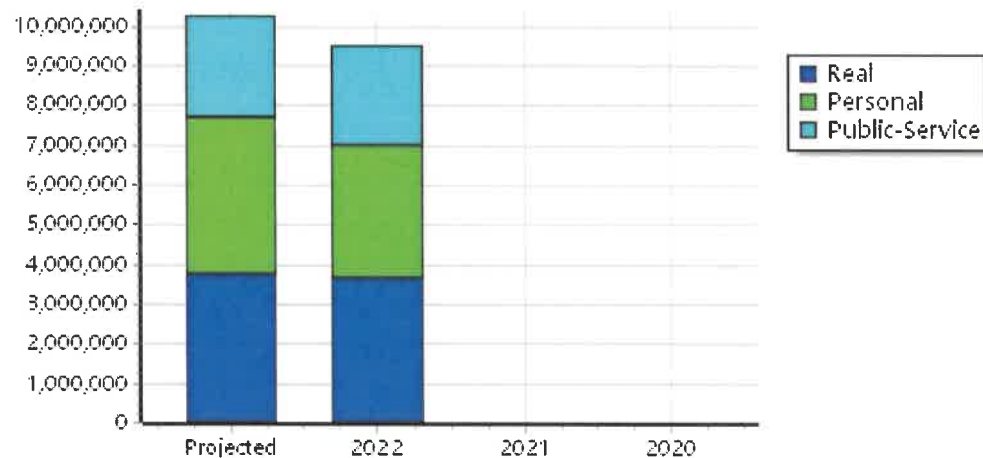
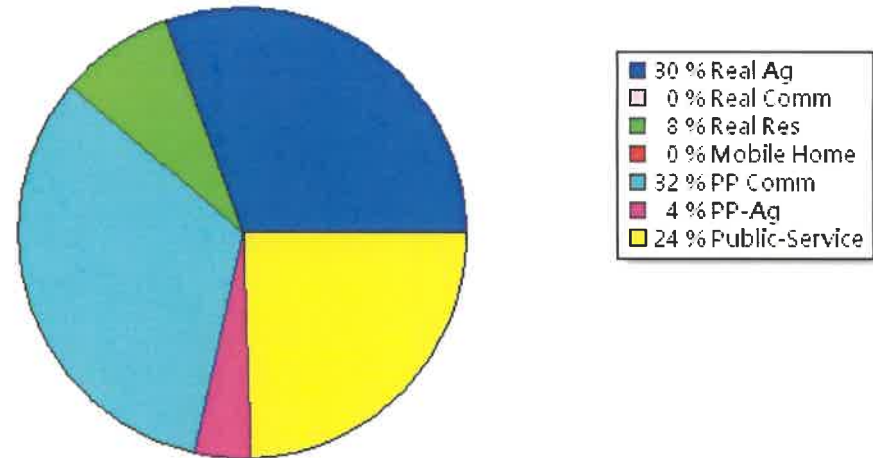
TIF Increment Value

Retained TIF Value

Net Assessed Value 10,267,562

Net Assessed Under Protest

* Public Service Protests Values are not included on this report.



Real	Count	Value
Agricultural	4,766	20,684,861
Commercial	569	5,714,948
Residential	5,034	28,571,746
Total Real Value	10,369	54,971,555
Homestead	2,122	2,156,458
Veteran	56	538,905
Other	0	0
Total Exempt	2,235	2,695,363

TIF Increment Value

Net Assessed 52,276,192

Net Assessed Under Protest

Senior Freeze	104	313,841
Capped Parcels	4,435	18,920,198

Personal	Count	Value
Agricultural	708	5,487,535
Commercial	582	113,131,763
Mobile Home	195	805,074
Total Personal	1,485	119,424,372
Total Exempt	65	938,589

TIF Increment Value

Net Assessed 118,485,783

Net Assessed Under Protest

Public Service	Count	Value
Total PS Value	169	23,003,039

TIF Increment Value

Net Assessed 23,003,039

District Totals

Total Gross Value	197,398,966
Homestead Loss	2,156,458
Other Exemption Loss	1,477,494

TIF Increment Value

Retained TIF Value

Net Assessed Value 193,765,014

Net Assessed Under Protest

* Public Service Protests Values are not included on this report.

